CAN DO OBJECTIVES

- Describe a town
- Talk about hotels and hostels
- Ask about and say where places are

UNIT 5

Places

GETTING STARTED

2.37

a Look at the picture of a hotel and tick (✓) the things you think are in each room.

- ☐ a bed
- ☐ a chair
- ☐ a TV
- ☐ a phone
- ☐ a computer
- ☐ pictures

b Talk about the questions.

1. What are the good things and bad things about this hotel room?
2. What other buildings do you think are near these rooms?
3. Would you like to stay in this hotel?

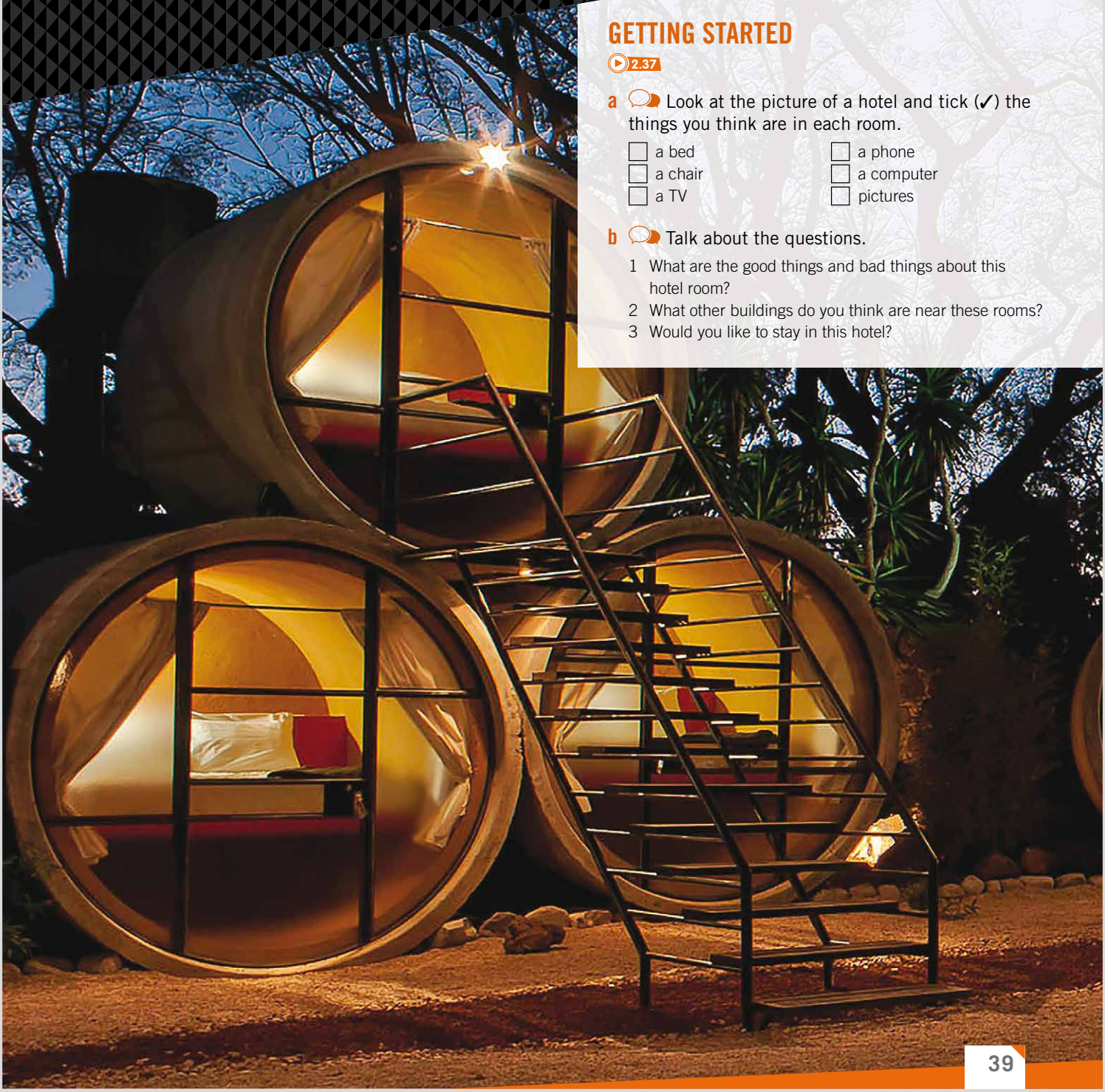

Klett

© Ernst Klett Sprachen GmbH, Stuttgart 2017 | www.klett.de | Alle Rechte vorbehalten
Diese Probeseiten ermöglichen Ihnen eine konkrete inhaltliche Auseinandersetzung mit dem neuen Lehrwerk. Die hier dargestellten Texte, Bilder und Illustrationen sind gezielt für bestimmte Lernsituationen und passgenau zu den Inhalten der Lehrpläne ausgesucht und verstärken die Lerneffekte. Die methodische Abstimmung der Texte einerseits und Bilder andererseits wird durch diese Probeseiten verdeutlicht

Probeseite aus:
Cambridge English Empower A1
Student's Book Unit 5
978-3-12-540401-4
978-3-12-540402-1

5A There are lots of old houses

Learn to describe a town

G *there is / there are*: positive
V Places in a town

VERY HOT!

Ghadames is a beautiful old city in Libya. There are lots of old houses, shops and cafés – so what's different? Ghadames is in the Sahara. It's very hot in the day (sometimes 55°C). The houses have very thick walls and they're always cool. In the old town there are streets for men and children and there are different streets (on the roofs of the houses) for women. Now, there's a new town with new houses and flats, but in summer lots of people go to live in the old houses because they aren't hot.

Ghadames

VERY COLD!

Esperanza Base is Argentinian and it's in Antarctica. It's cold in summer (0°C) and very cold in winter (-10°C). There are homes for about 100 people there. There are ten families with children, there's a school and there are two teachers. There's also a bank and a hospital. There are a few cars, but there's only one road – it's 1.5 km long!

Esperanza Base

1 READING

a Look at the pictures of Ghadames and Esperanza Base. Which place is … ?

- an old city
- in a hot country
- in a cold country

b Read about the two places and check your answers in 1a.

c Are the sentences about Ghadames (G) or Esperanza Base (EB)?

1 'It's always cold here.'
2 'Our new flat is very hot in summer.'
3 'It's so small – you never get lost.'
4 'The men and women don't always walk together.'
5 'The school is small, but it's very good.'

d Do you think Ghadames and Esperanza Base are nice places to live? Why / Why not?

Language Plus *a few, lots of*

a few *cars*

lots of *cars*

a few *houses*

lots of *houses*

2 GRAMMAR
there is / there are: positive

a Complete the sentences. Check your answers in the texts in 1b.

Singular: There [1]_____ a new town / a school.
Plural: [2]_____ are lots of old houses / two teachers.

b 2.38 **Pronunciation** Listen and write the sentences. How many words are there in each?

c Now go to Grammar Focus 5A on p.120

d Write two true sentences about your street. Use *there's* or *there are*.

e Tell a partner your sentences in 2d.

Klett
© Ernst Klett Sprachen GmbH, Stuttgart 2017 | www.klett.de | Alle Rechte vorbehalten
Diese Probeseiten ermöglichen Ihnen eine konkrete inhaltliche Auseinandersetzung mit dem neuen Lehrwerk. Die hier dargestellten Texte, Bilder und Illustrationen sind gezielt für bestimmte Lernsituationen und passgenau zu den Inhalten der Lehrpläne ausgesucht und verstärken die Lerneffekte. Die methodische Abstimmung der Texte einerseits und Bilder andererseits wird durch diese Probeseiten verdeutlicht

Probeseite aus:
Cambridge English Empower A1
Student's Book Unit 5
978-3-12-540401-4
978-3-12-540402-1

3 VOCABULARY Places in a town

a 2.40 Match the words in the box with the places in pictures a–f. Listen and check.

café shop restaurant
school bank hotel

b Which places in 3a are these?

1 'My daughter goes there every day from 8:00 to 4:00.'
2 'We go there for dinner every Saturday night.'
3 'I often drink coffee there with my friends.'
4 'You're in room 305. Here's your key.'
5 'They have fruit and vegetables and also newspapers and magazines.'
6 'I'd like £500, please.'

c Now go to Vocabulary Focus 5A on p.148

d **Sound and spelling** /uː/ and /ʌ/

1 2.42 Listen and practise these sounds.

1 /uː/ sch**oo**l 2 /ʌ/ l**u**nch

2 2.43 What sound do the **marked** letters have in the words in the box? Listen and add the words to the sound groups below.

R**u**ssia f**oo**d n**ew** t**w**o wh**o** m**o**ther
umbrella b**eau**tiful s**o**metimes

Sound 1 /uː/	Sound 2 /ʌ/
school	lunch

3 Practise saying the words.

4 LISTENING

a 2.44 Listen to a conversation about places in a town. Look at the map and match 1–5 with the words in the box.

bookshop café bank restaurant food shop

b 2.44 Listen again. Are the sentences true or false?

1 There are lots of shops in New Street.
2 Nice people work in the bookshop.
3 The café is Italian.
4 The coffee and cakes in the café aren't good.
5 It's a Chinese restaurant.
6 The restaurant is cheap.

c What is the same about the town on the map and your town?

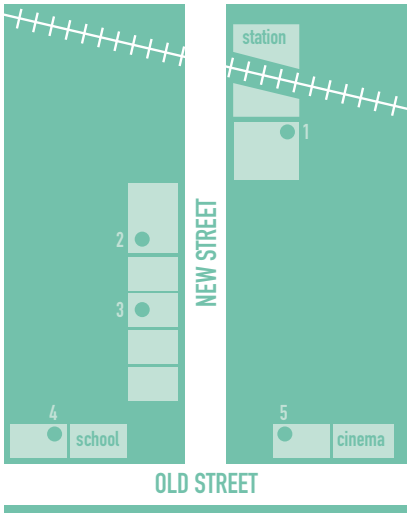

5 SPEAKING

a Think of a street in the town where you are now. Make notes. Use words from this lesson.

There's a … There are … It's in … It's near …

b Describe your street, but don't say its name. Do other students know the name of the street?

Klett
© Ernst Klett Sprachen GmbH, Stuttgart 2017 | www.klett.de | Alle Rechte vorbehalten
Diese Probeseiten ermöglichen Ihnen eine konkrete inhaltliche Auseinandersetzung mit dem neuen Lehrwerk. Die hier dargestellten Texte, Bilder und Illustrationen sind gezielt für bestimmte Lernsituationen und passgenau zu den Inhalten der Lehrpläne ausgesucht und verstärken die Lerneffekte. Die methodische Abstimmung der Texte einerseits und Bilder andererseits wird durch diese Probeseiten verdeutlicht

Probeseite aus:
Cambridge English Empower A1
Student's Book Unit 5
978-3-12-540401-4
978-3-12-540402-1

5B Is there a hostel in your town?

Learn to talk about hotels and hostels

G *there is / there are*: negative and questions

V Hotels

1 VOCABULARY Hotels

a 2.45 Match the words in the box with pictures 1–5. Listen and check.

bath room bed TV shower

b Sound and spelling /ʃ/

1 2.46 Listen and practise this sound.

/ʃ/ **sh**ower

2 2.47 Listen to the words in the box. Underline the /ʃ/ sound in each word.

shop fish sure Russia

3 Practise saying the words.

c Now go to Vocabulary Focus 5B on p.149

d 2.49 **Pronunciation** Listen to the words. Notice the stressed syllables. Practise saying them.

hostel hotel

e Which things in pictures 1–5 in 1a aren't in a hostel room?

2 READING

a Look at pictures 1–3 of Turkey. Choose adjectives to talk about them. Compare your ideas with your partner.

- beautiful
- great
- nice
- boring
- exciting
- interesting
- old
- big

b Read Sandra's review of a hostel in Turkey. Does Sandra like the hostel?

c Read the review again. Tick (✓) what's in the hostel.

second floor	☐ small rooms	☐ big rooms	☐ café
first floor	☐ restaurant	☐ TV room	☐ small rooms
ground floor	☐ café	☐ kitchen	☐ TV room

d Would you like to stay at the hostel? Why / Why not?

HOLIDAY REVIEWS



The Cave Hostel

This is a great hostel in Göreme, in Turkey. It's in Cappadocia, a very old part of the country. You can do lots of things here. My favourite thing is going in a hot air balloon. You can see really beautiful places from the air.

The hostel has different rooms with different prices. On the first floor, there are small rooms for two people with baths. On the second floor, there are big rooms with six beds in them. They're very cheap, but there isn't a shower or a bath in the big rooms. There aren't any blankets or pillows – you pay for those. There isn't a restaurant or café in the hostel, but there's a kitchen on the ground floor. There aren't any TVs in the rooms, but there's free wi-fi. It's a very simple place to stay, but it's clean. And the people are very friendly. Faruk, the manager, sings karaoke really well!

Sandra

Klett

© Ernst Klett Sprachen GmbH, Stuttgart 2017 | www.klett.de | Alle Rechte vorbehalten
Diese Probeseiten ermöglichen Ihnen eine konkrete inhaltliche Auseinandersetzung mit dem neuen Lehrwerk. Die hier dargestellten Texte, Bilder und Illustrationen sind gezielt für bestimmte Lernsituationen und passgenau zu den Inhalten der Lehrpläne ausgesucht und verstärken die Lerneffekte. Die methodische Abstimmung der Texte einerseits und Bilder andererseits wird durch diese Probeseiten verdeutlicht

Probeseite aus:
Cambridge English Empower A1
Student's Book Unit 5
978-3-12-540401-4
978-3-12-540402-1

3 GRAMMAR
there is / there are: negative

a 2.50 Complete the sentences with *isn't* or *aren't*. Listen and check.

1 There _____ any blankets.
2 There _____ a restaurant.

b Find more examples of *there isn't* and *there aren't* in Sandra's review.

c Think about the town or city you're in now. Tick (✓) the sentences that are true. Correct the false sentences.

1 ☐ There's a big museum in this town / city.
2 ☐ There are lots of shops here.
3 ☐ There aren't any hostels.
4 ☐ There are two stations.
5 ☐ There aren't any parks.

d Read your sentences and listen to your partner's sentences. Are they the same?

There aren't any museums in this town.

No, there is a museum in this town – on Cromwell Road.

4 LISTENING

a 2.51 Listen to a hostel receptionist and Barry, a guest. Is Barry happy with the hostel?

b 2.51 Listen again. Tick (✓) the things in the hostel.

☐ free rooms ☐ café ☐ wi-fi
☐ car park ☐ kitchen ☐ showers

c Why do people like hostels? Why do people like hotels?

5 GRAMMAR
there is / there are: questions

a 2.52 Complete the questions. Listen and check.

1 Singular: _____ _____ a car park here?
Yes, there's a car park here.
2 Plural: _____ _____ any cafés near here?
Yes, there are cafés near here.

b Now go to Grammar Focus 5B on p.120

c Write questions using *Is there … ?* and *Are there … ?* about your partner's town, city or street. Here are some ideas:

- cafés
- swimming pool
- cinema
- supermarket
- hospital
- restaurants

d Ask your partner about their town, city or street.

Are there any cafés in your town?

Yes, there are two cafés.

Is there a supermarket in your street?

No, but there are two shops.

6 SPEAKING

Communication 5B
Student A go to p.105.
Student B go to p.110.

Klett
© Ernst Klett Sprachen GmbH, Stuttgart 2017 | www.klett.de | Alle Rechte vorbehalten
Diese Probeseiten ermöglichen Ihnen eine konkrete inhaltliche Auseinandersetzung mit dem neuen Lehrwerk. Die hier dargestellten Texte, Bilder und Illustrationen sind gezielt für bestimmte Lernsituationen und passgenau zu den Inhalten der Lehrpläne ausgesucht und verstärken die Lerneffekte. Die methodische Abstimmung der Texte einerseits und Bilder andererseits wird durch diese Probeseiten verdeutlicht

Probeseite aus:
Cambridge English Empower A1
Student's Book Unit 5
978-3-12-540401-4
978-3-12-540402-1

5C Everyday English
Is there a supermarket near here?

Learn to ask about and say where places are

P Emphasising what you say 1
W An email about a place

1 LISTENING

a Ask and answer the questions.

1 What food shops or markets are there near your home?
2 Do you go to these shops or markets? How often?
3 Is the food good / expensive?

b 2.55 Watch or listen to Part 1. Answer the questions.

1 Does Megan like Sophia's flat?
2 What does Sophia need?
3 Does Sophia know where to buy food near her flat?

2 PRONUNCIATION Emphasising what you say 1

a 2.56 Listen to the sentence.

MEGAN It's a really nice flat, Sophia.

2.57 Listen to the sentence again. Is *really* more or less stressed the second time?

b Tick (✓) the correct rule.

We say *really* with a strong stress to:
1 ☐ speak loudly
2 ☐ make the meaning stronger

c 2.58 Listen to the sentences. Underline one word with strong stress in each sentence.

1 My country is very hot in summer.
2 James's new car is really fast.
3 This film is so boring.

d 2.58 Listen again and repeat.

3 LISTENING

a 2.59 Watch or listen to Part 2. Answer the questions.

1 Do Sophia and Megan find a shop?
2 Who do they meet in the street?

b 2.59 Watch or listen to Part 2 again. Are the sentences true or false?

1 Sophia thinks a café is a shop.
2 James sees Megan and Sophia first.
3 James lives in the next street.
4 There's a supermarket in the next street.
5 There's a shop near James's flat.

Klett
© Ernst Klett Sprachen GmbH, Stuttgart 2017 | www.klett.de | Alle Rechte vorbehalten
Diese Probeseiten ermöglichen Ihnen eine konkrete inhaltliche Auseinandersetzung mit dem neuen Lehrwerk. Die hier dargestellten Texte, Bilder und Illustrationen sind gezielt für bestimmte Lernsituationen und passgenau zu den Inhalten der Lehrpläne ausgesucht und verstärken die Lerneffekte. Die methodische Abstimmung der Texte einerseits und Bilder andererseits wird durch diese Probeseiten verdeutlicht

Probeseite aus:
Cambridge English Empower A1
Student's Book Unit 5
978-3-12-540401-4
978-3-12-540402-1

4 USEFUL LANGUAGE Asking and saying where places are

a 2.60 Complete the questions with words in the box. Listen and check.

near where there

1 _____'s your flat?
2 Is _____ a supermarket near here?
3 Are there any shops _____ here?

b 2.61 Match the two possible answers in a–c with questions 1–3 in 4a. Listen and check.

a Yes, there are. There's one in this street. / No, sorry, there aren't.
b Yes, there's one near my flat. / No, sorry, there isn't.
c It's in the next street. / It's in this street.

c 2.62 Put the conversation in the correct order. Listen and check.

A ☐ Great, thank you. And is there a good restaurant in this part of town?
A [1] Excuse me, can you help me?
A ☐ OK, thanks for your help.
A ☐ Are there any good cafés near here?

B ☐ Yes, there's one in the next street – Café Milano.
B ☐ No, I'm sorry, there aren't any restaurants near here. But there's one near the station.
B ☐ Yes, of course.
B ☐ No problem.

d Practise the conversation in 4c with a partner.

5 SPEAKING

Communication 5C Student A look at the information below. Student B go to p.111.

a **Conversation 1.** You're on a street you don't know. Ask Student B about:

- a hotel
- cafés

b **Conversation 2.** Now you're on a street you know. Use the information to answer Student B's questions.

- a bank: in the next street
- shops: not near here – near the hospital

6 WRITING

a Read part of an email from Sophia to her parents. She writes about her new flat. Does she only write about the good things?

> My new flat is great. It's big and it's in a nice part of town. The flat is near my office and there's a beautiful park in the next street. There isn't a supermarket near me, but there's a shop in the next street.

b Go to Writing Plus 5C on p.156 for *and* and *but*.

c Write about your part of town. Use *there's* / *there isn't* / *there are* / *there aren't*. Use *and* and *but*.

d Read about your partner's part of town. Is it the same?

Unit Progress Test

CHECK YOUR PROGRESS

You can now do the Unit Progress Test.

Klett

© Ernst Klett Sprachen GmbH, Stuttgart 2017 | www.klett.de | Alle Rechte vorbehalten
Diese Probeseiten ermöglichen Ihnen eine konkrete inhaltliche Auseinandersetzung mit dem neuen Lehrwerk. Die hier dargestellten Texte, Bilder und Illustrationen sind gezielt für bestimmte Lernsituationen und passgenau zu den Inhalten der Lehrpläne ausgesucht und verstärken die Lerneffekte. Die methodische Abstimmung der Texte einerseits und Bilder andererseits wird durch diese Probeseiten verdeutlicht

Probeseite aus:
Cambridge English Empower A1
Student's Book Unit 5
978-3-12-540401-4
978-3-12-540402-1

UNIT 5
Review and extension

1 GRAMMAR

a Correct the sentences.

> There an Italian restaurant. *There's an Italian restaurant.*
1 There is a museum in this street?
2 Yes, there's.
3 There are a shower.
4 There aren't a free rooms.
5 Is there swimming pool in the hotel?
6 No, there not is.

b Complete the sentences.

1 Is _____ a bank near here?
2 Are there _____ bottles of water in the room?
3 _____ there a supermarket in this street?
4 Is there _____ TV in the room?
5 _____ there any cafés near here?
6 Is there _____ teacher in the room?

c Ask and answer the questions in 1b.

2 VOCABULARY

a What are these places? Use the words to complete the crossword.





b Write the words.

1 deb _____

5 orom _____

2 werhos _____

6 wotel _____

3 ipowll _____

7 iw-if _____

4 thab _____

8 kanblet _____

3 SOUND AND SPELLING

a 2.63 Complete the table with the words in the box. Practise saying the words.

~~up~~ ~~you~~ umbrella lovely Russia beautiful new brother school mother museum pool

/uː/	/ʌ/
you	up

b 2.64 Look at the information in the table.

/ɒ/	/aʊ/	/əʊ/
sh**o**p	sh**ow**er	pill**ow**
h**o**spital	fl**ow**er	kn**ow**
h**o**t	t**ow**el	h**o**tel

c 2.65 Are the **marked** sounds the same (S) or different (D)? Practise saying the words.

> t**ow**n – sh**o**p D
1 h**o**t – h**o**tel
2 sh**ow**er – h**ow**
3 **O**K – kn**ow**
4 g**o** – pill**ow**
5 h**o**t – t**ow**el
6 fl**ow**er – h**o**spital

REVIEW YOUR PROGRESS

How well did you do in this unit? Write 3, 2, or 1 for each objective.
3 = very well 2 = well 1 = not so well

I CAN ...

- **describe a town** ☐
- **talk about hotels and hostels** ☐
- **ask about and say where places are** ☐

Klett
© Ernst Klett Sprachen GmbH, Stuttgart 2017 | www.klett.de | Alle Rechte vorbehalten
Diese Probeseiten ermöglichen Ihnen eine konkrete inhaltliche Auseinandersetzung mit dem neuen Lehrwerk. Die hier dargestellten Texte, Bilder und Illustrationen sind gezielt für bestimmte Lernsituationen und passgenau zu den Inhalten der Lehrpläne ausgesucht und verstärken die Lerneffekte.
Die methodische Abstimmung der Texte einerseits und Bilder andererseits wird durch diese Probeseiten verdeutlicht

Probeseite aus:
Cambridge English Empower A1
Student's Book Unit 5
978-3-12-540401-4
978-3-12-540402-1