


Part 1


– 5 questions –

Look and read. Put a tick (✓) or a cross (X) in the box.
There are two examples.

Examples



These are grapes.




This is a house.



Questions


1



This is a snake.



2



These are apples.

☐

3



This is a ball.

☐


4



This is an ear.

☐

5



These are elephants.

☐

Part 2

– 5 questions –

Look and read. Write **yes** or **no**.



Examples

There are two computers in the classroom.yes.....

The boys are playing football.no.....

Questions

1 The teacher is writing on the board.

2 There is a bag on the teacher's desk.

3 Two girls are writing.

4 A boy is playing with a toy robot.


5 The girl on the computer has got a pink T-shirt.

Part 3

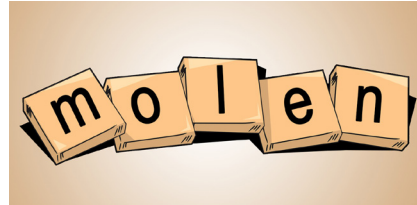
– 5 questions –

Look at the pictures. Look at the letters. Write the words.

Example



l e m o n




Questions


1






2






3







4





5





Part 4

– 5 questions –

Read this. Choose a word from the box. Write the correct word next to numbers 1–5. There is one example.

My room



I love my room. It is big and beautiful. Some kids like playing in the

garden but I love playing with mydolls..... and drawing

(1) My sister Kate and I read a lot. I like reading about

(2) but she reads about (3) because


she loves animals. After school, I play (4) with my friends

and in the (5) I watch television with Kate.


Example




dolls




computer



books



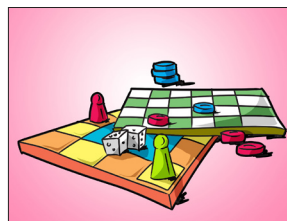
evening




pictures



pirates



board games



horses

Part 5

– 5 questions –

Look at the pictures and read the questions. Write one-word answers.




Examples

Where is the family? at the Zoo

Are the children running? no

Questions

1 What is next to the flamingo? a



2 Where are they now? in of the lions

3 Where is the mouse? the lion



4 What is the lion doing? in the water

5 Who is laughing?

Part 1

– 5 questions –


Listen and draw. There is one example.

Jane

Jim

Peter

Mum



David

Dad

Kate

Part 2

– 5 questions –

Read the question. Listen and write a name or a number.

There are two examples.



Examples

What's the girl's name?

.....Megan.....

How old is the girl?

.....9.....

Questions

1 What's Megan's family name?

2 What's her father's name?

3 What's Megan's address? Maple Street

4 What is her phone number? 212-34

5 What's her favourite dance?

Part 3


– 5 questions –

Listen and tick (✓) the box. There is one example.

What toy has Sam got in his bag?



A ☐



B ☒




C ☐


1 What's Daisy's favourite animal?



A ☐




B ☐




C ☐


2 Which film do Ben and Marina want to see?



A ☐




B ☐




C ☐


3 Which food is on the table?



A ☐



B ☐



C ☐

4 What are the kids doing?



A ☐



B ☐



C ☐

5 What is the boy's mother wearing?



A ☐



B ☐




C ☐

Part 4

– 5 questions –

Listen and colour. There is one example.



Starters Speaking Instructions to Teachers

Use these prompts to go through the test with your students. Explain that during the exam you will be the usher and will introduce each child to the examiner.

[Usher to examiner] Hello. This is....

[Examiner] Hello My name is

(Point at the large picture and ask some questions.

Here are some examples.)

Look at this, (child's name).

(Show the child the large picture.)

This is a park. It's a beautiful day.

(Child's name), where's the boat?

[Back up question: Is this the boat?]

Good! And where are the children?

(Place all 8 small cards on desk next to the picture.

Ask the child to place the small cards on the large picture.

Here are some examples.)

Now look at these. Which is the ball?

I'm putting the ball on the table. Now you put the ball between the fish and the boat.

Good! Which is the lizard?

[Back up question: Is this the lizard?]

Put the lizard behind the woman.

Very good! Which is the hamburger?

Put the hamburger in front of the bicycle.

Where is the juice?

Put the juice next to the hamburger.

Well done! Find the tomato.

Very good! Put it under the tree.

(Point at the large picture.

Ask questions about two of the people or things in the picture.)

Excellent! Now, (child's name), what's this?

(Point at one of the birds.)

What colour is it?

And how many birds are there?

(child's name), what's the girl doing?

(Ask the child questions about some of the cards.

Here are some examples.)

What's this, (child's name)?

Have you got a dog?

What's your favourite animal?

What's this?

Have you got a computer?

What toys do you play with?

What are they?

Are these shoes new or old?

How many sports shoes have you got?

(Now ask questions about the child.)

(Child's name), where do you live?





Is your house big or small?

What games do you play with your friends?

Thank you, (child's name).

Goodbye.





Starters Reading and Writing Answer Key

Part 1

- 1 ✗ (a lizard, NOT a snake)
- 2 ✓
- 3 ✗ (a doll, NOT a ball)
- 4 ✓
- 5 ✓

Part 2

- 1 yes
- 2 no (it's **under the girl's desk**)
- 3 yes
- 4 no (he's playing with a **paper plane**)
- 5 no (she's wearing a pink **skirt**)

Part 3

- 1 cake
- 2 bread
- 3 pear
- 4 juice
- 5 meat

Part 4

- 1 pictures
- 2 pirates
- 3 horses
- 4 board games
- 5 evening

Part 5

- 1 frog
- 2 front
- 3 behind
- 4 jumping
- 5 Dad

Starters Listening Answer Key

Part 1

- 1 Kate girl swimming
- 2 Jane girl playing in the sand
- 3 Dad man on boat wearing green t-shirt
- 4 Mum woman wearing white dress reading a newspaper
- 5 Peter boy near café eating chocolate ice-cream

Part 2

- 1 F-I-N-N-I-E
- 2 J-A-S-O-N
- 3 13 (whole address reads **13** Maple Street)
- 4 56 (whole number reads 212-34**56**)
- 5 S-A-L-S-A

Part 3

- 1 A
- 2 C
- 3 B
- 4 C
- 5 A

Part 4

- | | | |
|--------------------|---------------------------|--------|
| 1 colour flowers | behind tree | yellow |
| 2 colour 2 balls | next to boy, under window | blue |
| 3 colour dress | girl playing with dog | purple |
| 4 colour big table | under tree, books on it | brown |
| 5 colour birds | sitting on chair's back | orange |

Starters Listening Tapescript

Narrator: *Hello. This is the Cambridge Starters Listening Test.*

[MUSIC]

[PART 1]

Look at Part One

Look at the picture.

Listen and look.

There is one example.

PAUSE (3 SECONDS)

Boy: Here's a photo of my family and friends on the beach.

Girl: Who's that? The man with the hat?

Boy: He's David, my big brother. He loves reading!

Girl: Yes, reading is great!

PAUSE (3 SECONDS)

Narrator: *Can you see the line? This is an example.
Now you listen and draw lines.*

PAUSE (3 SECONDS)

[REPEAT PART ONE FROM HERE]

Narrator: *One*

Boy: Oh, look at this girl in the water. What's her name?

Girl: The one in front of the boat?

Boy: Yes, the girl swimming.

Girl: That's Kate, my sister. She loves swimming!

[PAUSE 5 SECONDS]

Narrator: *Two*

Boy: Look at this girl. She's my friend Jane.

Girl: The girl sleeping under the umbrella?

Boy: No, the girl playing in the sand.

Girl: Oh OK, I love playing with the sand too!

[PAUSE 5 SECONDS]

Narrator: *Three*

Girl: That's a great boat!

Boy: Yes, it's my dad's boat!

Girl: Is that your dad? The man in the blue t-shirt?

Boy: No, my dad's the man in the green t-shirt.

[PAUSE 5 SECONDS]

Narrator: *Four*

Girl: Who's your mum? Is she the woman in the pink dress?

Boy: No, my mum's wearing a white dress.

Girl: Oh, OK. She's reading a newspaper.

[PAUSE 5 SECONDS]

Narrator: *Five*

Boy: That's my friend Peter. He loves ice-cream.

Girl: The boy behind the umbrella?

Boy: No, Peter's standing next to my mum.

Girl: And he's got a chocolate ice-cream in his hand!

[PAUSE 5 SECONDS]

Narrator: *Now listen to Part One again.*

[PAUSE 3 SECONDS]

[REPEAT PART ONE WITH 3 SECOND PAUSES]

Narrator: *That is the end of Part One.*

[PAUSE 5 SECONDS]

[PART 2]

Narrator: *Part Two.*

Look at the picture.

Listen and write a name or a number.

There are two examples.

[PAUSE 3 SECONDS]

Girl: Hello. I'm Megan and I love dancing. Can I come to your class?

Man: Hello Megan. Of course you can come. Let me write your card. How do you spell your name?

Girl: M-E-G-A-N.

Man: Great!

[PAUSE 3 SECONDS]

Man: And how old are you Megan?

Girl: I'm nine.

Man: Nine years old, OK.

[PAUSE 3 SECONDS]

Narrator: *Can you see the answers? Now you listen and write a name or a number.*

[PAUSE 3 SECONDS]

[REPEAT PART TWO FROM HERE]

Narrator: *One*

Man: What's your family name please?

Girl: It's Finnie. F-I-N-N-I-E.

Man: Finnie, thank you.

[PAUSE 10 SECONDS]

Narrator: *Two*

Man: And what's your father's name?

Girl: It's Jason. J-A-S-O-N.

Man: Oh, my father's name is Jason too.

Girl: Oh, nice!

[PAUSE 10 SECONDS]

Narrator: *Three*

Man: And what's your address?

Girl: It's 13 Maple Street.

Starters Listening Tapescript

Man: Is that 30 Maple Street?
Girl: No, 13, Maple Street. Next to the school.

[PAUSE 10 SECONDS]

Narrator: *Four*

Man: And what is your phone number?
Girl: 212-3456.
Man: Is that 212-34 seven six?
Girl: No, that's 212-34 five six.

[PAUSE 10 SECONDS]

Narrator: *Five*

Man: And what's your favourite dance?
Girl: I like salsa, S-A-L-S-A. It's fun!
Man: How about hip-hop?
Girl: It's OK, but I love salsa!

[PAUSE 10 SECONDS]

Narrator: *Now listen to Part Two again.*

[PAUSE 5 SECONDS]

[REPEAT PART TWO WITH 5 SECOND PAUSES]

Narrator: *That is the end of Part Two.*

[PAUSE 5 SECONDS]

[PART 3]

Narrator: *Part Three.*

Look at the pictures.

Now listen and look.

There is one example.

[PAUSE 3 SECONDS]

Narrator: *What toy has Sam got in his bag?*

[PAUSE 3 SECONDS]

Boy: Mum, Sam's got a toy in his bag.
Woman: What is it? A plane?
Boy: No, a toy robot. Can I have one?
Woman: OK. But please don't ask for a new computer!

[PAUSE 3 SECONDS]

Narrator: *Can you see the tick?*
Now you listen and tick the box.

[PAUSE 3 SECONDS]

[REPEAT PART THREE FROM HERE]

Narrator: *One. What's Daisy's favourite animal?*

[PAUSE 3 SECONDS]

Girl: Miss, can we go to the zoo next week?
Woman: Do you want to see the elephants Daisy?
Girl: No miss, I don't like elephants. I love tigers, they're great!
Woman: Oh yes, they're fantastic animals!

[PAUSE 5 SECONDS]

Narrator: *Two. Which film do Ben and Marina want to see?*
[PAUSE 3 SECONDS]

Girl: Let's see a film on your birthday!
Boy: The one with the children and the horse?
Girl: No, the one with the children and the aliens!
Boy: Good idea! I love aliens!

[PAUSE 5 SECONDS]

Narrator: *Three. Which food is on the table?*
[PAUSE 3 SECONDS]

Boy: What's for lunch today mummy? Pasta and salad?
Woman: No, not pasta today dear, just chicken and salad.
Boy: Not chicken and potatoes?
Woman: No Richard, just chicken and salad.

[PAUSE 5 SECONDS]

Narrator: *Four. What are the kids doing?*
[PAUSE 3 SECONDS]

Man: Where are the kids? Are they playing in the street?
Woman: No, they're in the garden with their friends.
Man: Are they playing football?
Woman: No, they're playing with the dog!

[PAUSE 5 SECONDS]

Narrator: *Five. What is the boy's mother wearing?*
[PAUSE 3 SECONDS]

Boy: That's my mum over there.
Girl: What's she wearing?
Boy: Oh, she's wearing something green.
Girl: Is she wearing a green hat?
Boy: No, she's wearing a green t-shirt.

[PAUSE 5 SECONDS]

Narrator: *Now listen to Part Three again.*
[PAUSE 3 SECONDS]

[REPEAT PART THREE WITH NO PAUSE AFTER THE QUESTION BUT THE SAME 5 SECOND PAUSE AFTER EACH DIALOGUE]

Narrator: *That is the end of Part Three.*

[PAUSE 5 SECONDS]

[PART 4]

Narrator: *Part Four.*
Look at the picture.
Listen and look.
There is one example.

[PAUSE 3 SECONDS]

Starters Listening Tapescript

Boy: Look! The garden is full of flowers.
Girl: Let's colour the picture! I've got my pencils here!
Can I colour one?
Boy: Yes! There's a flower next to the cat. Colour that
one please.
Girl: OK. What colour?
Boy: Pink. Colour the flower next to the cat pink.

[PAUSE 3 SECONDS]

Narrator: *Can you see the pink flower in the picture? This is
an example.
Now you listen and colour.*

[PAUSE 3 SECONDS]

[REPEAT PART FOUR FROM HERE]

Narrator: *One.*

Boy: Colour the flowers behind the tree. Colour them
yellow.
Girl: Sorry? The flowers in front of the tree?
Boy: No, the flowers behind the tree. Have you got a
yellow pencil?
Girl: Yes. I'll colour the flowers behind the tree yellow.

[PAUSE 15 SECONDS]

Narrator: *Two.*

Boy: Now colour the ball next to the boy.
Girl: The ball next to the boy? What colour do you like?
Boy: Blue. Colour it blue.
Girl: Can I colour the ball next to the window too?

Boy: Yes colour the two balls blue.

[PAUSE 15 SECONDS]

Narrator: *Three.*

Boy: Now colour the girl's dress.
Girl: The girl playing with the dog?
Boy: Yes, which colour do you like?
Girl: Purple is my favourite colour.
Boy: Good. Colour the girl's dress purple.

[PAUSE 15 SECONDS]

Narrator: *Four.*

Boy: What about the big table? Colour it brown.
Girl: The table with the glasses?
Boy: No, the big table, with the books on it.
Girl: Oh OK, I'll colour the big table brown.

[PAUSE 15 SECONDS]

Narrator: *Five.*

Girl: What can I colour now? Can I colour the birds?
Boy: The birds on the tree?
Girl: No, the birds on the chair. Can I colour them or-
ange?
Boy: Yes, colour the birds on the chair orange.

[PAUSE 15 SECONDS]

Narrator: *Now listen to Part Four again.*

[PAUSE 3 SECONDS]

[REPEAT PART FOUR WITH ONLY 10 SECOND PAUSES]

Narrator: *That is the end of the Starters Listening Test.*