

YOUNG LEARNERS

Movers

Reading and Writing

There are 35 questions.

You have 30 minutes.



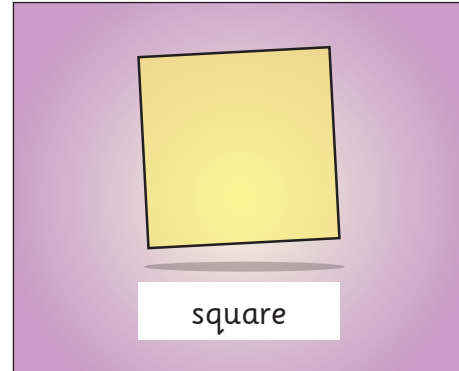
You will need a pen or pencil.

My name is:

Part 1

– 5 questions –

Look and read. Choose the correct words and write them on the lines. There is one example.



Example

Sometimes people put sugar or milk in this drink.^{coffee}.....

Questions

1 This person looks at and fixes your teeth.

2 When you feel pain inside your head.

3 It is many colours and you see it after the rain.


4 This person works on a field and grows
vegetables.

5 A place with lots of books you can read there or
take home with you for some time.

Part 2

– 6 questions –

Read the text and choose the best answer.



Example

Fred: Where did you go last weekend Charlie?

- Charlie:**
- A** I went swimming at the beach.
 - B** I'm going swimming at the beach.
 - C** I don't go swimming at the beach.

Questions

1 **Sam:** Did you go sailing with Jill too?

- Charlie:**
- A** No, I don't. It wasn't very windy.
 - B** No, I don't. It isn't very windy.
 - C** No, I didn't. It wasn't very windy.

- 2 **Sam:** Was the weather nice?
- Charlie:** **A** Yes, it's great.
 B Yes, it was great.
 C Yes, I was great.
- 3 **Sam:** I love sunny weather on the beach!
- Charlie:** **A** Me too!
 B They're fun.
 C Does it?
- 4 **Sam:** Were there many people on the beach?
- Charlie:** **A** Yes, it was.
 B Yes, they were.
 C Yes, there were.
- 5 **Sam:** Let's go together next weekend!
- Charlie:** **A** That's a good idea.
 B That's right.
 C No, I don't.
- 6 **Sam:** Where are you going after school?
- Charlie:** **A** I go to the cinema.
 B I went to the cinema.
 C I'm going to the cinema.

Part 3

– 6 questions –

Read the story. Choose a word from the box. Write the correct word next to numbers 1–5. There is one example.

Alex and Ben are at the school party. They're^{listening}..... to the school band playing rock music.

'I love this song,' said Alex. Then he asked Ben 'Where are the (1)?'

'They're on the dance floor,' Ben answered. 'Look! they're having (2)!'

Let's dance too but I want to get a (3) first.'

'Mary and Charlie are here too,' said Alice, who came to talk to the two friends.

'They have just got back from holiday.'

'I didn't know they were on holiday. Where did they go?' Ben said.

'They went on a (4)! They saw many animals and took photos.

They were there for two weeks. The weather was fantastic and they had a lot of fun.'

'Did they see lions?' Alex said. 'They're my favourite animals. They're big and strong and all the other animals are (5) of them.'

'I love lions and elephants too,' Alice said. 'I think Mary and Charlie are the luckiest kids in the school!'

'When I grow up, I'll go on a safari too,' said Ben. 'I want to take many photographs!'

Example



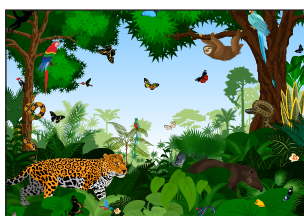
listening




frightened



phone



safari



forest



fun



bored



girls



drink

(6) Now choose the best name for the story.

Tick one box.

A boring night at school

☐

At the school party

☐

Alex's favourite animals

☐

Part 4

– 5 questions –

Read the text. Choose the right words and write them on the lines.

The best job in the world



Example Teachers are the people^{who}..... help us learn.

- 1 They teach us many new
- 2 Children need to learn the world and their teachers are there to teach them. They are there to show them how to be better people too.
- 3 Teachers are always for their students. They have big bags full of pens, pencils and crayons with them and they also take the students' homework home at the end of the school day!
- 4 Teachers love a lot of books – and when their students start to love reading too,
- 5 they are the people – and they say that they have the best job in the world!

Example


	which	who	where
1	things	lesson	books
2	about	from	in
3	works	working	work
4	reading	read	writing
5	fastest	saddest	happiest

Part 5

– 7 questions –

Look at the pictures and read the story. Write some words to complete the sentences about the story. You can use 1, 2 or 3 words.

Alex and Kim on the island



Alex and Kim's mum and dad work very hard all year but in the summer they all go to their small island house. The kids love spending summers on the island and they can't wait to get there when schools close for the summer.

Last year, they invited their friend Nick to come with them. When the boat arrived at the island, the kids got very excited.

'Look Mum, the sea is so blue and it's so hot,' said Kim. 'I want to go swimming!'

'We need to shop for some food before we go to the house,' her mum said.

'And we'll all help your mum to clean the house first,' her dad said.

'And then we can go swimming!' said Alex.

Examples

Alex and Kim's family have a^{house}..... on an island.

The kids' family go there in^{the summer}.....

Questions

- 1 Kim wanted first.
- 2 Alex and Kim's father wanted them the house before going to the beach.



After they cleaned the house and watered the flowers in the garden, the three kids went to the beach. Some people were there, having fun. 'Let's play with my ball,' said Kim. She got a big red, blue and white ball out of her bag. The kids played with the ball in the water. A little later, two girls came to talk to them.

'Can we play with you?' they asked.

'Yes, you can,' said Alex. 'I'm Alex and that's my sister, Kim. And that's my friend, Nick.'


'I'm Jane and that's Julia' said the taller girl. 'We arrived here today. We are with our parents. We're staying at that big house on the hill.'

'I like this holiday more and more,' said Nick and threw the ball in the water. 'Catch, Alex!'

3 The kids watered the flowers before going to the beach.

4 Kim wanted to ball.

5 The two girls told the kids they arrived



In the evening, the kids sat in the garden with Mum and Dad and they had dinner. 'Did you have fun on the beach today?' Mum asked.

'It was great, Mum,' said Kim. 'We made two new friends too. They're Jane and Julia and they live there on the hill'.

'They must be the Brown's kids,' said Dad. 'Their father and I travel to work on the same train every day. Let's invite them for dinner tomorrow!'

6 The family in the garden that evening.

7 The two men travel to on the same train every day.

Part 6

– 6 questions –

Look and read and write.



Examples

It is a very rainy andwindy..... day.

What is the man holding?a red umbrella.....

Questions

Complete the sentences.

1 The women in the café are drinking

2 The boy is running after his

Answer the questions.

3 What's the woman with the dog doing?

.....

4 Where is the yellow car?

.....

Now write two sentences about the picture.

5

6

YOUNG LEARNERS

Movers

Listening

There are 25 questions.

You will need coloured pens and pencils.

My name is:

Part 1

– 5 questions –

Listen and draw lines. There is one example.



Part 2

– 5 questions –

Listen and write. There is one example.



A day on the beach

Went to the beach by: *bus*

1 Number of children:

2 Name of the beach: Beach

3 They're having: and juice for lunch

4 Jill is playing tennis with:

5 The teachers are talking to: the

Part 3


– 5 questions –

Jane is telling her mum about her best friends. What do they like doing at school?

Listen and write a letter in each box. There is one example.




Clare



Kim



Alex



Jill



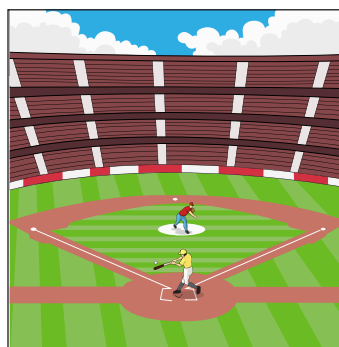
Sam




Tom



A



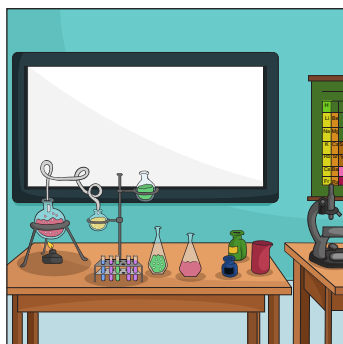
B




C



D




E



F



G




H

Part 4

– 5 questions –

Listen and tick (✓) the box. There is one example.


What's the e-book about?



A

☐


B

☒


C

☐


1 Who's Mark's best friend?



A

☐


B

☐


C

☐

2 What present does Fred want for his birthday?



A

☐


B

☐


C

☐

3 Where did Sue go on holiday?



A

☐


B

☐


C

☐

4 What is Daisy doing in the town centre?



A

☐


B

☐



C

☐

5 Who is the man outside the house?



A

☐


B

☐



C

☐

Part 5

– 5 questions –

Listen and colour and write. There is one example.



Movers

Listening

Tapescript

Narrator: Hello. This is the Cambridge Movers Listening Test.

[music]

[Part 1]

Narrator: Look at Part One.
Now look at the picture. Listen and look.
There is one example.

[PAUSE 3 SECONDS]

Alex: Look Mum. My friends are in the living room.

Mum: Who's the girl with glasses?

Alex: It's Sam. She's wearing a red skirt.

Mum: Is she dancing?

Alex: That's right. Sam loves dancing.

[PAUSE 3 SECONDS]

Narrator: Can you see the line? This is an example.
Now you listen and draw lines.

[PAUSE 3 SECONDS]

[repeat from here]

Narrator: One

Mum: That boy's very tall. What's his name?

Alex: The boy in the green T-shirt?

Mum: Yes. He's next to Sam. He's got blonde hair.

Alex: That's Nick. He's Sam's brother.

[PAUSE 5 SECONDS]

Narrator: Two

Mum: Oh, look at that girl with the curly hair.
What's she doing?

Alex: The girl drinking juice?

Mum: No, the girl sitting on the sofa.

Alex: Oh, that's Kim. She's playing with her tablet.

[PAUSE 5 SECONDS]

Narrator: Three

Mum: Alex, who's the boy next to the table?

Alex: The boy eating the cake?

Mum: Yes, the boy between the table and the window. He's looking outside.

Alex: Oh, that's Fred. He loves playing outside.

Mum: Oh dear. It's raining now!

[PAUSE 5 SECONDS]

Narrator: Four

Mum: I like your friend talking to your sister and another boy.

Alex: Oh, that's Bill. He is very funny.

Mum: Is Bill wearing a black T-shirt?

Alex: No Mum, Bill's wearing a blue shirt.

Mum: Oh, OK. Bill's the boy on the left.

[PAUSE 5 SECONDS]

Narrator: Five

Mum: And what's this girl's name? The one on the corner.

Alex: The one looking at the pictures?

Mum: That's right. She's got long black hair.

Alex: That's my friend Emma. She loves taking photos!

[PAUSE 5 SECONDS]

Narrator: Now listen to Part One again.

[PAUSE 3 SECONDS] [repeat with only 3 second pauses]

Narrator: That is the end of Part One.

[PAUSE 5 SECONDS]

[Part 2]

Narrator: Part Two.
Listen and look.
There is one example.

[PAUSE 3 SECONDS]

Man: Look at this photo of our children with their class.

Woman: Yes, they're at the beach for the day.

Man: Did they go there by bus?

Woman: Yes, they went by **bus** [stress *bus*].
That's their bus over there, the yellow one.

[PAUSE 3 SECONDS]

Narrator: Can you see the answer?
Now you listen and write.

[PAUSE 3 SECONDS]

[repeat from here]

Narrator: One

Man: It's a nice day for a school trip. How

Practice Test Movers Listening

Woman: many children are there?
Thirteen. And two teachers, Mrs Black and Mr Evans.

Man: I can see ten children only.

Woman: No, there are **thirteen** [stress 13].
Look at the three kids behind the bus!

[PAUSE 8 SECONDS]

Narrator: **Two**

Man: What's the name of the beach?

Woman: That's Long Beach.

Man: What? Love beach? what a funny name!

Woman: No, that's Long Beach. L-O-N-G!

Man: Oh OK. Long Beach, I've got it!

[PAUSE 8 SECONDS]

Narrator: **Three**

Man: Are they having lunch there?

Woman: Yes, they'll have sandwiches and a juice from the café.

Man: Can they have pizza too?

Woman: No, they can just have a **sandwich** [stress *sandwich*]!

Man: John will be sad – he loves pizza!

[PAUSE 8 SECONDS]

Narrator: **Four**

Man: What's Jill doing there? Is she playing ball with Alice?

Woman: No, she's playing tennis with another girl. Her name's **Emma** [stress *Emma*].

Man: Is Emma the girl with the red hat?

Woman: Yes, Alice's wearing a red hat too.

[PAUSE 8 SECONDS]

Narrator: **Five**

Woman: Look at the teachers. They're talking to the girls.

Man: No, they're talking to the **boys** [stress *boys*], look! They're telling them to get out of the boat!

Woman: Oh, yes, you're right. They're talking to the boys!

Man: The teachers are not happy with the boys!

[PAUSE 8 SECONDS]

Narrator: **Now listen to Part Two again.**

[PAUSE 3 SECONDS]

[repeat Part 2 with only 5 second pauses]

Narrator: **That is the end of Part Two.**

[Part 3]

Narrator: **Part Three.**

[PAUSE 5 SECONDS]

Listen and look.

There is one example.

[PAUSE 3 SECONDS]

Narrator: **Jane is telling her mum about her best friends. What do they like doing at school?**

Listen and write a letter in each box. There is one example.

[PAUSE 3 SECONDS]

Jane: So here is a photo of all my classmates.

Mum: They're very nice. Do they like the same things as you?

Jane: Well, this is Clare. She loves computers, just like me. She wants to work for a computer company when she finishes school!

[PAUSE 3 SECONDS]

Narrator: **Can you see the letter H? Now you listen and write a letter in each box.**

[PAUSE 3 SECONDS]

[repeat from here]

One

Mum: Who's that?

Jane: That's Kim.

Mum: Does she like computers too?

Jane: No, she doesn't! She plays the piano better than all of us. She wants to become a musician. She sings too. I think she'll be famous one day!

Mum: Good for Kim!

[PAUSE 3 SECONDS]

Two

Mum: And who's that boy over there?

Jane: That's Alex. He loves sports and most of all, football. He's in the school team and all the kids like him!

Mum: Does he play basketball too?

Jane: Yes, he does!

[PAUSE 3 SECONDS]

Three

Mum: What about the girl in the pink dress? Who's she?

Jane: She's Jill. She wants to be a famous cook!

Mum: Does she cook well?

Jane: Yes, she does! She wants to work in television!

Mum: That's a good idea – people love TV cooks!

[PAUSE 3 SECONDS]

Four
Mum: Is this Sam?
Jane: Yes, he wants to be a farmer. His father has a large farm.
Mum: With animals?
Jane: Yes, with animals. Sam loves feeding the animals.
 [PAUSE 3 SECONDS]

Five
Mum: And who's that?
Jane: That's the new boy, Tom. He is the best student in class. He loves studying!
Mum: Does he want to be a doctor?
Jane: No, he doesn't. He wants to be a teacher!
 [PAUSE 3 SECONDS]

Narrator: Now listen to Part Three again.
 [PAUSE 3 SECONDS]
 [Repeat Part 3]
Narrator: That is the end of Part Three.
 [PAUSE 5 SECONDS]

[Part 4]
Narrator: Part Four.
 Look at the pictures.
 Listen and look.
 There is one example.
 [PAUSE 3 SECONDS]

Narrator: What is the e-book about?
 [PAUSE 3 SECONDS]
Grandpa: Happy birthday Jack! I got you a new e-book for your birthday!
Jack: Thanks, Grandpa! Is it about aliens on the moon?
Grandpa: Hahaha, I know you love aliens, but this is a story about two friends in the forest.
Jack: Are there lions in the story?
Grandpa: No there aren't, but there is a big black bear!
 [PAUSE 3 SECONDS]

Narrator: Can you see the tick?
 Now you listen and tick the box.
 [PAUSE 3 SECONDS]
 [repeat from here]

Narrator: One. Who's Mark's best friend?
 [PAUSE 3 SECONDS]
Dad: Hey Mark, I like this photo of you and your friends!
Mark: Thanks, Dad! This is from the game last week.
Dad: Is this boy Paul, your best friend?

Mark: The one with the red hat? No, that's Dan, Kim's brother. This is Paul, the boy wearing glasses!
 [PAUSE 3 SECONDS]

Narrator: Two. What present does Fred want for his birthday?
 [PAUSE 3 SECONDS]
Fred: Hi Grace! Are you coming to my birthday party?
Grace: Yes, I am! Going to the zoo is a good idea! Is this your birthday present?
Fred: No, it isn't. Dad wanted to get me a bicycle, but I've got one! Have you got any good ideas?
Grace: You can ask for a tablet!
Fred: A tablet is nice, but I think I want a new computer!
Grace: Oh dear! That's an expensive present!
 [PAUSE 3 SECONDS]

Narrator: Three. Where did Sue go on holiday?
 [PAUSE 3 SECONDS]
Sue: Hello Mrs Stone. I'm back!
Mrs Stone: Hi Sue! How was your holiday?
Sue: It was great! We spent all day on the mountain, walking.
Mrs Stone: Did you go to the beach too? I know that your sister loves swimming.
Sue: Well, not this time. We went to the mountain for a week. It was great!
 [PAUSE 3 SECONDS]

Narrator: Four. What is Daisy doing in the town centre?
 [PAUSE 3 SECONDS]
Alex: Jane, where's Daisy? I want to ask her something.
Jane: Oh, she's not here. She's gone to the town centre.
Alex: Did she go shopping? She wanted a new pair of jeans.
Jane: No, she said she wanted to go to the library. She's looking for a book on tigers for her school homework.
 [PAUSE 3 SECONDS]

Narrator: Five. Who is the man outside the house?
 [PAUSE 3 SECONDS]

Paul: Mum, who's that man in the garden?
Mum: The man talking to your dad?
Paul: Yes, I've seen him before. He was here last week too. Is he a teacher?
Mum: He's Mr Brown. He lives next door. He's a doctor at the city hospital.

Practice Test Movers Listening

[PAUSE 3 SECONDS]

Narrator: Now listen to Part Four again.

[PAUSE 3 SECONDS]

[Repeat Part 4 – with no pause after the question]

Narrator: That is the end of Part Four.

[PAUSE 5 SECONDS]

[Part 5]

Narrator: Part Five

Look at the picture.

Listen and look.

There is one example.

[PAUSE 3 SECONDS]

Teacher: Can you colour this picture now? The children are at the cinema.

Alice: Yes. They're watching a film with aliens!

Teacher: That's right. Colour the aliens first.

Alice: Can I make them green?

Teacher: No, colour the aliens purple.

[PAUSE 3 SECONDS]

Narrator: Can you see the purple aliens?

This is an example.

Now you listen, colour and write.

[repeat from here]

Narrator: One

Teacher: Look at Sam's hat! It's very funny!

Alice: Can I colour the hat?

Teacher: Yes. Make the hat grey.

Alice: OK, I'll make the hat grey.

[PAUSE 15 SECONDS]

Narrator: Two

Teacher: Now I'd like you to colour the alien's ship. Can you see it?

Alice: Yes, it's next to the aliens.

Teacher: That's right. Colour the ship orange, please.

Alice: OK. I'll colour it orange.

[PAUSE 15 SECONDS]

Narrator: Three

Alice: Can I colour the girl's hair?

Teacher: Yes, you can. Colour it red.

Alice: That's a good idea. I love red hair!

Teacher: Me too!

[PAUSE 15 SECONDS]

Narrator: Four

Teacher: Can you colour the sun?

Alice: Yes, I can. Can I colour it pink?

Teacher: That's a nice colour but I'd like you to colour the sun yellow, please.

Alice: OK. I'll colour it yellow.

[PAUSE 15 SECONDS]

Narrator: Five

Alice: Can I do some writing too?

Teacher: Yes, you can. Finish the film's name.

Alice: It says, 'Aliens on the ...' Can I write 'MOON'?

Teacher: Yes, write MOON. 'Aliens on the moon' is the film's name.

Alice: OK, done!

Teacher: Bravo Alice. Good work!

[PAUSE 15 SECONDS]

Narrator: Now listen to Part Five again.

[PAUSE 3 SECONDS]

[Repeat Part 5 with only 10 second pauses]

Narrator: That is the end of the Movers Listening Test.

Movers Speaking Instructions to Teachers

Use these prompts to go through the test with your pupils.

Part 1

Look at these pictures. They look the same but some things are different. This is a ... but this is a ...
[Child's name], what other different things can you see?
[Point at differences if necessary.]
Very good.

Part 2

These pictures show a story. It's called *Time for lunch*.

Look at the pictures first.

Alex and his grandfather are walking home from the town centre. It's lunchtime and they're very hungry. Their dog, Sam is with them.

Now you tell the story.

[Possible storyline - accept all plausible variations.]

Picture 2: Suddenly, Sam (the dog) is starting to run to the park. The boy and his grandfather are very surprised.

Picture 3: Alex and Granddad are looking for the dog in the park, but they can't see it.

Picture 4: Finally, they find their dog. It is with Grandma, Dad, Mum and Alex's sister in the park. They're having a picnic. Alex and his grandfather are very happy.

Part 3

Now look at these 4 pictures. One of them is different. A book is different. A melon, an apple and a banana are fruit. You eat them. You don't eat a book, you read it.

Now you tell me about these pictures. Which one is different?

[Show the second set of pictures.]

Which one is different?

[Show the third set of pictures.]

Which one is different?

[Show the last set of pictures.]

Which one is different?

Part 4

Now let's talk about your home.

Where do you live?

Who lives in your home?

What do you like doing in your room?

Tell me (more) about your favourite hobby.

[Backup questions: Where/When do you play ...?]

Option 2:

Now let's talk about your free time.

Do you do any sports? What sport do you do?

How often do you ...?

Tell me more about your favourite sport.

Option 3:

Now let's talk about your home.

How many people live in your home?

Do you live in a house or a flat? How many rooms are there?

Tell me about your favourite room in your home.

Option 4:

Now let's talk about your family.

How many brothers or sisters have you got?


Who's the oldest person in your family?

What do you and your family do together at the weekends?

OK, thank you [child's name].

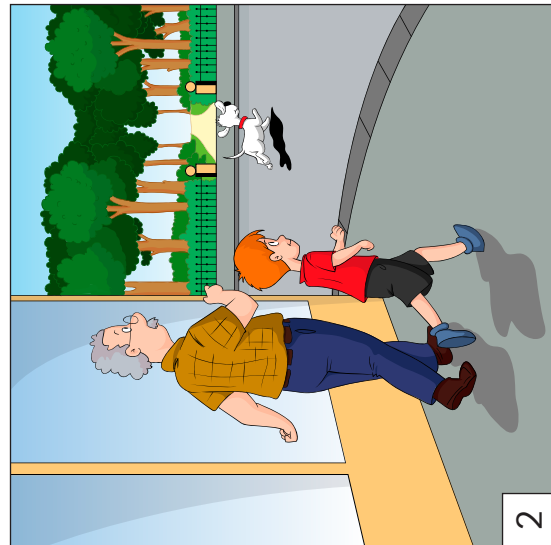

Goodbye.

Part 1



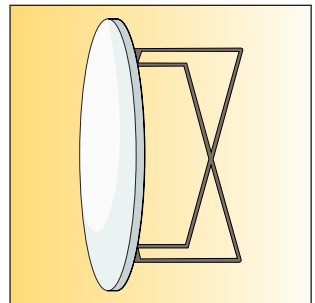


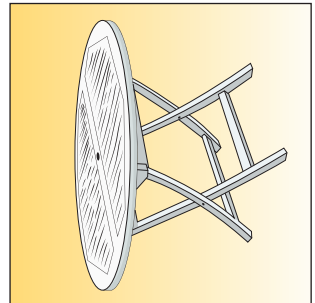

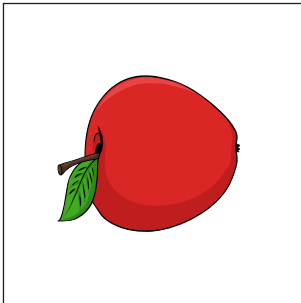
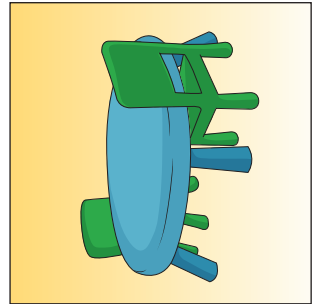

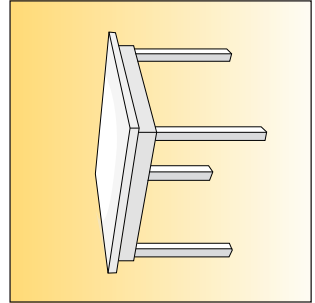


SPEAKING: Find the Differences

Part 2



SPEAKING: Picture Story

Part 3



SPEAKING: Odd-one-out

Movers Reading and Writing Answer Key

Part 1

- 1 dentist
- 2 headache
- 3 rainbow
- 4 farmer
- 5 library

Part 2

- 1 C
- 2 B
- 3 A
- 4 C
- 5 A
- 6 C

Part 3

- 1 girls
- 2 fun
- 3 drink
- 4 safari
- 5 frightened
- 6 At the school party

Part 4

- 1 things
- 2 about
- 3 working
- 4 reading
- 5 happiest

Part 5

- 1 to go swimming
- 2 to clean
- 3 in the garden
- 4 play with her/the
- 5 today
- 6 had dinner
- 7 work

Part 6

- 1 coffee/tea
- 2 umbrella
- 3 (She's/She is) looking at the shop (window).
- 4 (It's/It is) next to the red car.
(acceptable: on the corner/in front of the man)
- 5, 6: Acceptable answers:
It's a rainy day.
It's very windy.
This is a street in the town centre.
The dog is brown.
The woman's umbrella is pink.
The café is next to the clothes shop.
The man/woman/boy is wearing...

Movers Listening Answer Key

Part 1

- 1 Nick: very tall, blonde hair, next to Sam
- 2 Kim: sitting on sofa playing with tablet
- 3 Fred: next to table, eating cake, looking out of window
- 4 Bill: wearing blue shirt, standing next to a boy and a girl
- 5 Emma: standing on the left looking at photos

Part 2

- 1 13
- 2 Long
- 3 sandwich
- 4 Emma
- 5 boys

Part 3

- 1 Kim D
- 2 Alex A
- 3 Jill G
- 4 Sam F
- 5 Tom C

Part 4

- 1 C
- 2 A
- 3 B
- 4 C
- 5 A

Part 5

- 1 Sam's hat: colour it grey
- 2 alien's ship: colour it orange
- 3 girl's hair: colour it red
- 4 sun: colour it yellow
- 5 writing: MOON