





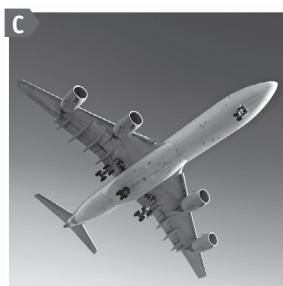

4 Where am I?

► Grammar: *Modals of obligation and permission: can/have to/must*

Take turns to choose a place in the photos. Say six sentences using the language in the box.

Listen to the sentences. When you think you know which place is being described, write the letter and the number of sentences you have heard. The earlier you guess the place, the more points you get.

can can't allowed to not allowed to have to don't have to must mustn't



Students take turns to choose one of the places without telling the others which picture they have chosen. The student says sentences to describe the 'rules' at the place using the modal verbs in the box. The other students try to work out which place the speaker is describing. When they think they know it, they write down on a piece of paper the letter of the photo and the number of sentences they listened to before guessing. They turn their paper over, and they can't change their choice. After six sentences, the speaker confirms the place that he/she was describing, and the others uncover their guesses. If they guessed correctly, they win the following number of points:

1 sentence = 6 points | 2 sentences = 5 points | 3 sentences = 4 points | 4 sentences = 3 points | 5 sentences = 2 points | 6 sentences = 1 point.

Repeat with more students choosing different places. At the end, find out which student won the most points.